FIRE ALARM CONTROL UNITS - HCP-1000 SERIES



DESCRIPTION

Hochiki's HCP-1000 Series microprocessor based fire alarm control panels are multi-zone units designed for maximum flexibility and easy installation and operation. Fully configurable from the front panel using push buttons and DIP switches, the HCP-1000 Series enables the user to configure the system to meet their specific requirements. With a large capacity of supervised Class A (Style D) or Class B (Style B) initiating circuits and supervised Class A (Style Z) or Class B (Style Y) indicating circuits, the HCP-1000 Series is designed to meet virtually all applications.

The HCP-1000 Series consists of a main fire alarm chassis which houses and controls all other modules. Additional modules may be installed to configure the system to meet any requirements that the user may have. The HCP-1000 Series allows for additional indicating circuits, initiating circuits and relay modules to be added to the system.

Equipped with configuration DIP switches on the main display module, the HCP-1000 Series fire alarm control panels are configured through a combination of DIP switch and button settings. Through this configuration method the user can define the system as a Single Stage or Two Stage operation as well as perform various functions such as a One Man Walk Test.

STANDARD FEATURES

- UL 864 9th edition Listed
- Large system capacity
- Modular design
- Each indicating circuit can be configured as Silence Able or Non-Silence Able
- Audible may be configured as Steady, Temporal Code, California Code or March Time
- Each initiating circuit can be configured as Alarm, Supervisory, Waterflow or Trouble
- Two LEDs per initiating circuit; one for Trouble and one for Status
- Initiating and indicating circuits may be individually disconnected by a DIP switch
- Configurable Signal Silence Inhibit, Auto Signal Silence, Two-Stage Operation and One Man Walk Test
- Subsequent Alarm, Supervisory and Trouble operation
- Two outputs for 4 wire resettable smoke power supply (200 mA Max. each)
- Auxiliary relay contacts for Common Alarm and Common Supervisory as well as a Common Trouble Relay (Each relay contact Form C, 28 VDC @ 1 Amp (resistive))
- RS-485 Interface for HRA-1000 Remote Multiplex Annunciators
- Interface for Remote Trouble Indicator
- Easy configuration via push buttons and DIP switches on the front panel
- Fully site or field programmable indicating circuits and auxiliary relays
- Extensive transient protection
- Slide-in labels for zone identification
- 6 Amp or 12 Amp power supplies available
- Removable door for easy installation and servicing
- Removable terminal blocks for easy wiring and servicing

PRODUCT LISTINGS

UL LISTED S6468

California State Fire Marshal 7120-0410:0154

Specifications subject to change without notice.

Continued on back.

Hochiki America Corporation
7051 Village Drive, Suite 100, Buena Park, CA 90621-2268
Phone: 714/522-2246 Fax: 714/522-2268
Technical Support: 800-845-6692 or technicalsupport@hochiki.com

ISO 9001:2008 REGISTERED

Find latest revision at **www.hochiki.com**

FIRE ALARM CONTROL UNITS - HCP-1000 SERIES

SYSTEM COMPONENTS

HMCC-1024-6DS/HMCC-1024-12DS

The HMCC-1024-6DS main control unit comes complete with 8 Class B (Style B) or 4 Class A (Style D) initiating circuits, 4 Class A/B (Style Z/Y) indicating circuits, a common control and zone identification display board for up to 24 points and a 6 Amp power supply which charges 10-24 AH batteries. The HMCC-1024-12DS is equipped with a 12 Amp power supply which charges 17-40 AH batteries. Both models are expandable with up to two adder modules of any type. Both models mount in a HBBX-1024DS back box.



HMCC-1024-12XTDS

The HMCC-1024-12XTDS main control unit comes complete with 8 Class B (Style B) or 4 Class A (Style D) initiating circuits, 4 Class A/B (Style Z/Y) indicating circuits, a common control and zone identification display board for up to 72 points and a 12 Amp power supply which charges 17-40 AH batteries. It is expandable with up to eight adder modules. The HMCC-1024-12XTDS mounts in a HBBX-1024DS enclosure.

ADDER HARDWIRE MODULES

HDM-1008 EIGHT INITIATING CIRCUIT MODULE

The HDM-1008 provides 8 Style B (Class B) or 4 Style D (Class A) initiating circuits configurable for Alarm, Supervisory or Trouble zones. The HDM-1008 occupies one module slot.



HSGM-1004 FOUR NOTIFICATION APPLIANCE CIRCUIT MODULE

The HSGM-1004 provides 4 Style Z/Y (Class A/B) notification appliance circuits configurable as Silence Able or Non-Silence Able. Each NAC circuit is rated at 1.7Amps. The HSGM-1004 occupies one module slot.



HRM-1008 EIGHT RELAY CIRCUIT MODULE

The HRM-1008 provides eight individual configurable relays per module. Each relay provides one Form C contact rated at 28 VDC @1 Amp (resistive load) as well as a green LED to indicate that the relay is active. The HRM-1008 occupies one module slot.

FIRE ALARM CONTROL UNITS - HCP-1000 SERIES

HCP-1000 SERIES ENCLOSURES



HBBX-1024DS

The HBBX-1024DS universal back box houses the HMCC-1021-6ADS/12ADS and provides space to mount up to 17 AH batteries. The door features the universal CAT-30 lock and is available in red exterior. Dimensions (minus built-in trim ring): 26"H x 14.5"W x 4.2"D

HBBX-1024XTDS

The HBBX-1024XTDS enclosure supports one HMCC-1024-12XTDS and up to 18 AH batteries. The enclosure features the universal CAT-30 lock and a removable door for easy installation and servicing. The enclosure is available in red exterior. The HFA-XT-TRB Semi-Flush Trim Ring is required for semi-flush mounting. HBBX-1024XTDS dimensions: 35 ½"H x 14 ½"W x 5 ¼"D

DIMENSIONS FOR ANNUNCIATOR MODULE ENCLOSURES

Model	*Dimensions*
HBB-1001	9"H x 12.75"W x 1.2"D
HBB-1002	18"H x 12.75"W x 1.2"D
HBB-1003	26.4"H x 12.75"W x 1.2"D
HBB-1008	33"H x 22.5"W x 1.25"D
HBB-1012	45"H x 22.5"W x 1.25"D

HRA-1000 SERIES REMOTE MULTIPLEX ANNUNCIATORS



HRAM-1032TZDS MAIN REMOTE LED ANNUNCIATOR

The HRAM-1032TZDS Main Remote LED Annunciator provides common annunciator functions and 32 points of LED annunciation. The HRAM-1032TZDS has indicators for A.C. On, Common Trouble and Signal Silence and controls for System Reset, Lamp Test, Fire Drill, Buzzer Silence and Signal Silence. The HRAM-1032TZDS occupies one display position in the HBB-1000 series

HRAM-1016TZDS MAIN REMOTE LED ANNUNCIATOR

The HRAM-1016TZDS Remote LED Annunciator provides 16 points of LED annunciation as well as 16 trouble LEDs. The HRAM-1016TZDS has indicators for A.C. On, Common Trouble and Signal Silence and controls for System Reset, Lamp Test, Fire Drill, Buzzer Silence and Signal Silence. The HRAM-1016TZDS mounts in a HBB-1000 series enclosure.

HRAX-1048TZDS PROGRAMMABLE LED ANNUNCIATOR MODULE

The HRAX-1048TZDS Programmable LED Annunciator Module provides 48 programmable bi-colored LEDs. The HRAX-1048TZDS connects to the main unit HRA-1032TZDS when mounted remotely. The HRAX-1048TZDS occupies one display position in the HBB-1000 series enclosures.

FIRE ALARM CONTROL UNITS - HCP-1000 SERIES

ELECTRICAL RATINGS

	HMCC-1024-6DS
AC Line Voltage	120V 60Hz / 240V 50 Hz, 2A / 1A primary
Power Supply Ratings	6 Amps. max. (secondary)
For Indicating Circuits	24VDC unfiltered, 5 Amps maximum
Charging Capability	10-24 AH batteries
Current Consumption Standby	200 mA
Current Consumption Alarm	350 mA

	HMCC-1024-12DS/HMCC-1024-12XTDS
AC Line Voltage	120V 60Hz / 240V 50 Hz, 2A / 1A primary
Power Supply Ratings	6 Amps. max. (secondary)
For Indicating Circuits	24VDC unfiltered, 10 Amps maximum
Charging Capability	17-40 AH batteries
Current Consumption Standby	200 mA
Current Consumption Alarm	350 mA

ORDERING INFORMATION

MODEL	*DESCRIPTION*
	MAIN CONTROL UNIT
HMCC-1024-6DS	Main Control Unit, 6 Amps. Mounts in HBBX-1024DS.
HMCC-1024-12DS	Main Control Unit, 12 Amps. Mounts in HBBX-1024DS.
HMCC-1024-12XTDS	Main Control Unit, 12 Amps. Mounts in HBBX-1024DS.
	ADDER MODULES
HDM-1008	Eight Class B (Style B) or 4 Class A (Style D) Initiating Circuit Module
HSGM-1004	Four Class A/B (Style Z/Y) Notification Appliance Circuit Module (Rated at 1.7 Amps per circuit)
HRM-1008	Eight Relay Circuit Module c/w eight form C relays (Rated for 28 VDC @ 1 Amp max. per relay)
	ENCLOSURES
HBBX-1024DS	Universal Black Back Box.
HBBX-1024XTDS	Enclosure for HMCC-1024-12XTDS c/w removable red door, black back box and CAT-30 lock and key.
HFA-XT-TRB	Black Semi-Flush Trim Ring for HBBX-1024XTS Enclosure
	REMOTE ANNUNCIATORS
HRAM-1032TZDS	Main Remote LED Annunciator c/w 32 Bi-Colored LEDs and 32 Trouble LEDS
HRAM-1016TZDS	Main Remote LED Annunciator c/w 16 Bi-Colored LEDs and 16 Trouble LEDS
HRAX-1048TZDS	Programmable LED Annunciator Module c/w 48 Bi-Colored LEDs and 48 Trouble LEDs
HBB-1001	Remote Enclosure. Houses one module.
HBB-1002	Remote Enclosure. Houses two modules.
HBB-1003	Remote Enclosure. Houses three modules.
HBB-1008	Remote Enclosure. Houses eight modules.
HBB-1012	Remote Enclosure. Houses twelve modules.

FIRE ALARM CONTROL UNITS - HCP-1000 SERIES



DESCRIPTION

Hochiki's HCP-1000 Series microprocessor based fire alarm control panels are multi-zone units designed for maximum flexibility and easy installation and operation. Fully configurable from the front panel using push buttons and DIP switches, the HCP-1000 Series enables the user to configure the system to meet their specific requirements. With a large capacity of supervised Class A (Style D) or Class B (Style B) initiating circuits and supervised Class A (Style Z) or Class B (Style Y) indicating circuits, the HCP-1000 Series is designed to meet virtually all applications.

The HCP-1000 Series consists of a main fire alarm chassis which houses and controls all other modules. Additional modules may be installed to configure the system to meet any requirements that the user may have. The HCP-1000 Series allows for additional indicating circuits, initiating circuits and relay modules to be added to the system.

Equipped with configuration DIP switches on the main display module, the HCP-1000 Series fire alarm control panels are configured through a combination of DIP switch and button settings. Through this configuration method the user can define the system as a Single Stage or Two Stage operation as well as perform various functions such as a One Man Walk Test.

STANDARD FEATURES

- UL 864 9th edition Listed
- Large system capacity
- Modular design
- Each indicating circuit can be configured as Silence Able or Non-Silence Able
- Audible may be configured as Steady, Temporal Code, California Code or March Time
- Each initiating circuit can be configured as Alarm, Supervisory, Waterflow or Trouble
- Two LEDs per initiating circuit; one for Trouble and one for Status
- Initiating and indicating circuits may be individually disconnected by a DIP switch
- Configurable Signal Silence Inhibit, Auto Signal Silence, Two-Stage Operation and One Man Walk Test
- Subsequent Alarm, Supervisory and Trouble operation
- Two outputs for 4 wire resettable smoke power supply (200 mA Max. each)
- Auxiliary relay contacts for Common Alarm and Common Supervisory as well as a Common Trouble Relay (Each relay contact Form C, 28 VDC @ 1 Amp (resistive))
- RS-485 Interface for HRA-1000 Remote Multiplex Annunciators
- Interface for Remote Trouble Indicator
- Easy configuration via push buttons and DIP switches on the front panel
- Fully site or field programmable indicating circuits and auxiliary relays
- Extensive transient protection
- Slide-in labels for zone identification
- 6 Amp or 12 Amp power supplies available
- Removable door for easy installation and servicing
- Removable terminal blocks for easy wiring and servicing

PRODUCT LISTINGS

UL LISTED S6468

California State Fire Marshal 7120-0410:0154

Specifications subject to change without notice.

Continued on back.

Hochiki America Corporation
7051 Village Drive, Suite 100, Buena Park, CA 90621-2268
Phone: 714/522-2246 Fax: 714/522-2268
Technical Support: 800-845-6692 or technicalsupport@hochiki.com

ISO 9001:2008 REGISTERED

Find latest revision at **www.hochiki.com**

FIRE ALARM CONTROL UNITS - HCP-1000 SERIES

SYSTEM COMPONENTS

HMCC-1024-6DS/HMCC-1024-12DS

The HMCC-1024-6DS main control unit comes complete with 8 Class B (Style B) or 4 Class A (Style D) initiating circuits, 4 Class A/B (Style Z/Y) indicating circuits, a common control and zone identification display board for up to 24 points and a 6 Amp power supply which charges 10-24 AH batteries. The HMCC-1024-12DS is equipped with a 12 Amp power supply which charges 17-40 AH batteries. Both models are expandable with up to two adder modules of any type. Both models mount in a HBBX-1024DS back box.



HMCC-1024-12XT

The HMCC-1024-12XT main control unit comes complete with 8 Class B (Style B) or 4 Class A (Style D) initiating circuits, 4 Class A/B (Style Z/Y) indicating circuits, a common control and zone identification display board for up to 72 points and a 12 Amp power supply which charges 17-40 AH batteries. It is expandable with up to eight adder modules. The HMCC-1024-12XT mounts in a HBBX-1024DS enclosure.

ADDER HARDWIRE MODULES

HDM-1008 EIGHT INITIATING CIRCUIT MODULE

The HDM-1008 provides 8 Style B (Class B) or 4 Style D (Class A) initiating circuits configurable for Alarm, Supervisory or Trouble zones. The HDM-1008 occupies one module slot.



HSGM-1004 FOUR NOTIFICATION APPLIANCE CIRCUIT MODULE

The HSGM-1004 provides 4 Style Z/Y (Class A/B) notification appliance circuits configurable as Silence Able or Non-Silence Able. Each NAC circuit is rated at 1.7Amps. The HSGM-1004 occupies one module slot.



HRM-1008 EIGHT RELAY CIRCUIT MODULE

The HRM-1008 provides eight individual configurable relays per module. Each relay provides one Form C contact rated at 28 VDC @1 Amp (resistive load) as well as a green LED to indicate that the relay is active. The HRM-1008 occupies one module slot.

FIRE ALARM CONTROL UNITS - HCP-1000 SERIES

HCP-1000 SERIES ENCLOSURES



HBBX-1024DS

The HBBX-1024DS universal back box houses the HMCC-1024-6DS / HMCC-1024-12DS and provides space to mount up to 17 AH batteries. The door features the universal CAT-30 lock and is available in red exterior. Dimensions (minus built-in trim ring): 26"H x 14.5"W x 4.2"D

HBBX-1024XT

The HBBX-1024XT enclosure supports one HMCC-1024-12XT and up to 18 AH batteries. The enclosure features the universal CAT-30 lock and a removable door for easy installation and servicing. The enclosure is available in red exterior. The HFA-XT-TRB Semi-Flush Trim Ring is required for semi-flush mounting. HBBX-1024XT dimensions: 35 ½"H x 14 ½"W x 5 ¼"D

DIMENSIONS FOR ANNUNCIATOR MODULE ENCLOSURES

Model	*Dimensions*
HBB-1001	9"H x 12.75"W x 1.2"D
HBB-1002	18"H x 12.75"W x 1.2"D
HBB-1003	26.4"H x 12.75"W x 1.2"D
HBB-1008	33"H x 22.5"W x 1.25"D
HBB-1012	45"H x 22.5"W x 1.25"D

HRA-1000 SERIES REMOTE MULTIPLEX ANNUNCIATORS



HRAM-1032TZDS MAIN REMOTE LED ANNUNCIATOR

The HRAM-1032TZDS Main Remote LED Annunciator provides common annunciator functions and 32 points of LED annunciation. The HRAM-1032TZDS has indicators for A.C. On, Common Trouble and Signal Silence and controls for System Reset, Lamp Test, Fire Drill, Buzzer Silence and Signal Silence. The HRAM-1032TZDS occupies one display position in the HBB-1000 series

HRAM-1016TZDS MAIN REMOTE LED ANNUNCIATOR

The HRAM-1016TZDS Remote LED Annunciator provides 16 points of LED annunciation as well as 16 trouble LEDs. The HRAM-1016TZDS has indicators for A.C. On, Common Trouble and Signal Silence and controls for System Reset, Lamp Test, Fire Drill, Buzzer Silence and Signal Silence. The HRAM-1016TZDS mounts in a HBB-1000 series enclosure.

HRAX-1048TZDS PROGRAMMABLE LED ANNUNCIATOR MODULE

The HRAX-1048TZDS Programmable LED Annunciator Module provides 48 programmable bi-colored LEDs. The HRAX-1048TZDS connects to the main unit HRA-1032TZDS when mounted remotely. The HRAX-1048TZDS occupies one display position in the HBB-1000 series enclosures.

FIRE ALARM CONTROL UNITS - HCP-1000 SERIES

ELECTRICAL RATINGS

	HMCC-1024-6DS
AC Line Voltage	120V 60Hz / 240V 50 Hz, 2A / 1A primary
Power Supply Ratings	6 Amps. max. (secondary)
For Indicating Circuits	24VDC unfiltered, 5 Amps maximum
Charging Capability	10-24 AH batteries
Current Consumption Standby	200 mA
Current Consumption Alarm	350 mA

	HMCC-1024-12DS/HMCC-1024-12X
AC Line Voltage	120V 60Hz / 240V 50 Hz, 2A / 1A primary
Power Supply Ratings	6 Amps. max. (secondary)
For Indicating Circuits	24VDC unfiltered, 10 Amps maximum
Charging Capability	17-40 AH batteries
Current Consumption Standby	200 mA
Current Consumption Alarm	350 mA

ORDERING INFORMATION

MODEL	*DESCRIPTION*
	FIRE ALARM CONTROL PANEL
HCP-1008EDS	8 Zone Conventional FACP, expandable to 24 circuit, red, 120/240V
	MAIN CONTROL UNIT
HMCC-1024-6DS	Main Control Unit, 6 Amps. Mounts in HBBX-1024DS.
HMCC-1024-12DS	Main Control Unit, 12 Amps. Mounts in HBBX-1024DS.
HMCC-1024-12XT	Main Control Unit, 12 Amps. Mounts in HBBX-1024DS.
	ADDER MODULES
HDM-1008	Eight Class B (Style B) or 4 Class A (Style D) Initiating Circuit Module
HSGM-1004	Four Class A/B (Style Z/Y) Notification Appliance Circuit Module (Rated at 1.7 Amps per circuit)
HRM-1008	Eight Relay Circuit Module c/w eight form C relays (Rated for 28 VDC @ 1 Amp max. per relay)
	ENCLOSURES
HBBX-1024DS	Universal Black Back Box.
HBBX-1024XT	Enclosure for HMCC-1024-12XT c/w removable red door, black back box and CAT-30 lock and key.
HFA-XT-TRB	Black Semi-Flush Trim Ring for HBBX-1024XTS Enclosure
	REMOTE ANNUNCIATORS
HRAM-1032TZDS	Main Remote LED Annunciator c/w 32 Bi-Colored LEDs and 32 Trouble LEDS
HRAM-1016TZDS	Main Remote LED Annunciator c/w 16 Bi-Colored LEDs and 16 Trouble LEDS
HRAX-1048TZDS	Programmable LED Annunciator Module c/w 48 Bi-Colored LEDs and 48 Trouble LEDs
HBB-1001	Remote Enclosure. Houses one module.
HBB-1002	Remote Enclosure. Houses two modules.
HBB-1003	Remote Enclosure. Houses three modules.
HBB-1008	Remote Enclosure. Houses eight modules.
HBB-1012	Remote Enclosure. Houses twelve modules.